


Sing Along With This CD in Your Car, Class and Home!



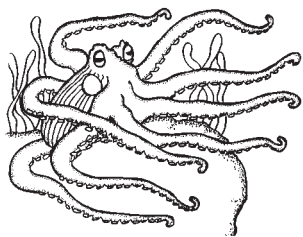
This ebook contains 28 fun, contemporary, learning song lyrics from the Jazzles 'Alphabet Clever Songs' CD.

These lyrics can be printed and **best** used with the Jazzles CD to guide children through the words of each learnt alphabet letter song. Using the CD and lyrics together this way, you will find children enjoyably learn, recall and understand initial sound-letter relationships as used within the context of the text. Watch their self esteem grow as they 'read' the known song!

♪ The CD also contains CDROM section with 32 page Jazzles Alphabet Coloring eBook to explain each song lyric.

Jazzles 'Alphabet Song Lyrics' provide children with early reading learning opportunities to :

- ♪ Begin to read with increasing confidence, short, predictable written texts.
- ♪ Begin to read with increasing independence and comprehension.
- ♪ Develop understanding of alliteration within text.
- ♪ Develop understanding of simple sentence structure and punctuation.
- ♪ Develop recognition and recall of sound-letter relationships.



These song lyrics are reproducible and printable for personal use and also in an educational setting for use by students for learning purposes :

- ♪ **Jazzles for Teachers** Find out more >>>
- ♪ **Jazzles for Parents** Find out more >>>
- ♪ **Why Jazzles works** Find out more >>>



Alphabet Songs LYRICS



Fun Phonics Learning

Sound-Letter Relationships as a First Step to Early Reading Readiness.

Learn more about Lesley Beth and her teaching techniques.

[Learn More >>>](#)

Index

page

A Song for Every Alphabet Letter.....	2
Simple Step by Step User Guide.....	2
Suggested Order of Teaching the Sounds of the Alphabet	3

Useful Jazzles Links


Children's Songs >>>

Fun description of each song PLUS free MP3's

Children's Color-Ins >>>

26 free coloring discussion pages to use with the songs.

Click to
Color
Me In



Click to
Color
Me In



Children's Freebies >>>

Fun interactive animations of animals with sounds!

For Teachers >>>

Jazzles teacher and home school resource page.

Our Newsletter >>>

Signup to receive Jazzles periodical newsletter.

Person-To-Person Phone Orders – **(540) 786-0630**

Fax\PO Orders - **(540) 786-2831**

A Song for Every Alphabet Letter

The 26 Jazzles alphabet songs are a fun way for children to pronounce, understand and experience the use of every letter in the alphabet. An additional theme song, 'Alphapazzazz' helps children learn the order of the alphabet and why we need to know these letters in order to read and write.

While focused on literacy, these catchy songs have children irresistibly singing and moving. Working out actions to the songs reinforces the comprehension of the focus letter words and is an activity in which all children enjoy and participate. Even children experiencing problems focusing on formal learning willingly participate.

Simple Step by Step User Guide

Insert the Jazzles CD into a PC CD-ROM drive and you will find printable, reproducible song lyrics and coloring pictures for all Jazzles 'A-Z' songs.

Here is a practical step by step way to using these materials in combination with the CD:-

1. Make an enlarged copy of the song lyric(s) for whole class 'reading'.
2. Play the selected song on the Jazzles Alphabet Clever Songs CD. Teach the words.
3. Sing along with your children. Point out the focus letter everywhere it appears on the focus letter lyric page. Let children highlight these letters with a felt pen.
4. Discuss the meaning of the song lyrics.
5. Use the relevant alphabet letter coloring page in the accompanying 'PDF' Coloring Book on this CD to identify pictures starting with the focus sound and practice the letter formation.
6. Use the content of the songs to promote discussion amongst the children regarding anything from science to geography. For example, the 'A' song lends itself to drama and geography. Children can play the part of the Alligator or the Ant and look at the globe to find Africa and America. Additionally, the sound of the rocket in the song lets the children use their imagination in interpreting the lyrics into drama. Similarly, the 'J' song lends itself to movement (Jiggle, Jump, Jog); the 'P' song lends itself to dancing (Party) and cooking (Pizza, Popcorn); the 'V' song lends itself to research on volcanos and building a 3-D model.
7. Use the song to prompt more discussion or develop ideas on any associated subject. For example, with 'A' song, study ants! With the 'X' song, discuss extinction and endangered species. With the 'K' song, talk about the joy of 'kindness'.
8. Listen to the tracks and talk about the different musical styles. Identify different musical instruments.
9. Perform songs with children playing percussion instruments (for example tambourines in the 'C' song) or groups of children singing 'echo' backing parts (for example, in the 'B' song).
10. Ask children to develop actions, movements and appropriate dance routines for songs. For example, in the 'R' song, children sit as in a boat and 'row' in time to the music. With the 'P' song, have disco dancing. On the 'J' song, there's plenty of aerobics – with jogging, jumping and jiggle movements!
11. Create dramatic performances for some songs. For example, with the 'A' song, create a playlet around an "Alligator and an Ant". Watch all the 'Hands Up' when you ask for volunteers to play the queen or the quacking duck in the 'Q' page! Even more hands appear seeking to be one of four children standing back-to-back and making the eight waving arms of the orange octopus lurking in the depths while the remaining children swim around under the imaginary ocean! Great fun – particularly if they have just been to an aquarium!
12. Take a tip! Let your children play the CD and sing the songs whenever they want. Children will! They all enjoy the songs!



13. After the children have learnt the songs, it's easy to assess their sound/letter recall. Just ask -"What is this song?" and they will reply, for example, "It's the 'b' song". Reach that stage and you know they have accessed that sound through recall.

Suggested order of teaching the sounds of the Alphabet

Letters are organized in groupings of 1 vowel and several consonants.

Allow some revision time after teaching each group of letters to teach children how to blend the sounds they have learnt – a skill they can use to read unknown words.

Group 1

aA, mM, tT, sS

Revise sounds and teach blending of learnt sounds.

Group 2

il, fF, dD, rR

Revise sounds and teach blending of learnt sounds.

Group 3

oO, gG, lL, bB

Revise sounds and teach blending of learnt sounds.

Group 4

uU, cC, hH, nN, kK, vV

Revise sounds and teach blending of learnt sounds.

Group 5

eE, wW, jJ, pP, yY, xX, qQ, zZ

Revise sounds and teach blending of learnt sounds



Alphapazzazz

I'm very clever – listen to me,
I know the letters from A to Z.
A reader and a writer I will be,
Using letters in the alphabet from A to Z.

I know the letters of the alphabet,
a b c d e - f - g - h - i
j k l m n - o - p - q
r s t u v - w - x - y - z.




Aa

Angry Alligator


An angry alligator told **an African ant**,
"I will eat you for **afternoon** tea.
Unless you find **a** juicy **apple** for me,
I will eat you for **afternoon** tea."

Ant answered with his **army** and **a**
plan that would suit,
"**Armed** with **arrows**, we'll **attack**
the big brute".

Astonished alligator was **an astronaut**,
Airborne over **an American** port.



Bb



Blue Bus Blues

I've got the **blue-bus**, **blue-bus**,
blue-bus, **blue-bus blues**.
So **bring back**, **bring back**,
bring back the old **blue bus**.

I left a **big banana**, in my old
black bag,
And my **big brown bear's** in the
back of the **bus**.
So **bring back**, **bring back**,
bring back the old **blue bus**.



Cc

Clever Kid



I **can't** **c**atch a **c**rocodile.

I **can't** **c**limb a **c**liff.

I **can't** **c**ook a **c**ake,

Or drive a **c**ar

But there are lots of things,

A **c**lever kid like me **can** do.

I **can** **c**olor in with **c**rayons.


I **can** **c**atch a **c**at.

I **can** **c**ome and **c**uddle
you if you **c**ry.

'**C**ause there are lots of things,

✪✪✪ A **c**lever kid like me **can** do.

Dd



Don't **Dig Dog**

Don't **dig-dog**, don't **dig-dog**,

Don't **dig-up-dad's daffodils**.

Don't **dig-dog**, don't-**dig**,

Or you'll be a **dirty dog**.

Dirt on the **driveway**,

Dirt on the **doorstep**.


You're a **dirty dog**.




E e

Extraordinary Egg

How **e**xtraordinary, it would be to see –
An **E**aster **e**gg as big as an **e**lephant.
How **e**xtraordinary, how **e**xtraordinary,
it would be!
And it would take –
About a week to **e**at!






Ff



Fat Fish

We went **f**ishing with a **f**riend
and our **f**ather,
And we caught **f**our **f**at **f**ish.
We **f**ried them on a **f**ire in a **f**rying pan,
To have a **f**antastic **f**east.

Then **f**ive **f**ast **f**lies **f**lew all around our **f**ish,
Looking for some **f**ine **f**ast **f**ood.
They **f**lew off in a **f**renzy when our
father **f**rightened them,
So we **f**inished our **f**antastic **f**ish **f**east.
We **f**inished our **f**antastic **f**east!



Gg

Gobbling Goats



G, g gobbling goats,
Gobble anything at all,
Anything at all but grass.
Green guacamole,
Garbage and gum,
Even grandma's old grey gloves.

G, g gobbling goats,
Gobble anything at all,
Anything at all but grass.
Green guacamole,
Garbage and gum,

★ ★ ★ And **g**ardenias from
grandpa's **g**arden.

Hh

Helping Hand

Hey, it's **hard** to **hide** a **horse**,
When it's **hot**, **hike** up a **hill**.

Hug a **hopping** kangaroo,
It's so **hard** to do.

But it's not **hard** to say **hello**,
If someone's **hurt**, **hold** their **hand**.

Hug your mom, and **help** her too,
It's not **hard** to do.



I i



Interesting Insect

If I could interview an Indian,
This is what I would inquire.
Do you live inside an igloo?
Have you been to Italy?
Could you introduce
An iguana to me?
Have you any ice blocks?
I don't mean to interfere,
But that's an interesting insect
In your ice cream on your ear.



Jj

Jiggle

Just **j**ump, **j**ump, **j**ump.

Just **j**ump, **j**ump, **j**ump.

Just **j**og, **j**og, **j**og.

Just **j**og, **j**og, **j**og.


Just **j**iggle, **j**iggle, **j**iggle,

Like **j**ell-o when you hear a **j**oke.



Kk

Kind Kid




Be **k**ind to **k**oalas and
kangaroos.

Be **k**ind to each other,
Whatever you do.

Share your **k**ite,

Kick a ball,

But please – be a **k**ind **k**id!




LI

Lots Of Love



I like little lizards,
And leopards with spots.
I love my mom,
And my dad lots and lots.
I love my family,
And I just love being me.



M m

My Melon

Munch – I love **munching** on **my melon**.


Mmm – **Mmm** I love **my meat**.

Mmm – **Mmm** the **meal** that I love **most**,
Is the **meal my mother makes** for **me**.

Munch – I love **munching** on **my muffin**.

Mmm – **Mmm** I love **my milk**.

Mmm – **Mmm** the **meal** that I love **most**,
Is the **meal my mother makes** for **me**.



N n

No No


No, no, no, no,
It's **never**, **never** **nice**.
To wake up with a fright,
In the middle of the **night**.
No, no, no-one
Wants to wake up at **night**,
From a **nightmare**,
No that's **never**, **never** **nice**.





Orange Octopus

Over, out under the ocean,
Lives an old, orange octopus.
He's got eight, old,
Outstretched arms to grab you.
O-o-oh, o-o-oh,
I'm out'a here!



Pp

Party, Party

Party, **p**arty, **p**arty, **p**arty,
Party, **p**arty with – me.
Party, **p**arty, **p**arty, **p**arty,
Play the **p**iano,
Pick a **p**artner,
Party with me.

Party, **p**arty, **p**arty, **p**arty,
Party, **p**arty with – me.
Party, **p**arty, **p**arty, **p**arty,
Pass the **p**izza,
Pass the **p**opcorn,
Party with me.


Come on and **p**arty,
Come on and **p**arty,
Come on and **p**arty,
With me.

Come on and **p**arty,
Come on and **p**arty,
Come on and **p**arty,
With me.



Q q

Quack



"Can you **quit quacking**?"

the **queen questioned** the duck.

"**Quack, quack, quack,**
quack, quack, quack, quack"

The duck answered back.

"Can't you be **quiet**?"

The **queen questioned** the duck.

"**Quack, quack, quack,**
quack, quack, quack, quack"

The duck answered back.

"I **quit**" said the **queen**,

"That duck cannot be **quiet**."

"**Quack, quack, quack,**
quack, quack, quack, quack"



The duck answered back.

R r

Rowing

Race you down the **r**iver
in my **r**owing boat.

Row, **r**ow **r**owing in my
rowing boat.


Rowing over **r**apids in my
rowing boat.

Right around the **r**ocks in
my **r**owing boat.

Race you **r**ight down to
the end – of the **r**iver.



S s



Sneaky Snake

I am a **slippery snake**.
And I like to **slither**.
I can't **sit**, but I can **slide**,
And I don't miss a trick.
I don't go to **school**,
but I'm no fool.
I can't **spell**, but I'm **sly**.
I'm **such a sly, sly,**
sneaky snake.
I'm **such a sneaky snake**.



Tt

Terrifying Tigers

I'm **t, t, t, t** terrified of **t**tigers.

Tigers, **t, t, t**terrify me.

Tigers, **tip, tip-**toeing **t**hrough
The **t**ree **t**ops.

Tigers **t,t, t**errify me!



U u

Up, Up



Up, **u**p – **u**p with the **u**mbrella,
Here comes the rain.

Up, **u**p and **u**nder the **u**mbrella,
It's raining again.


Upstairs I am not **u**nhappy,
And I can always stay,
Under **u**mbrellas, its fun –
In puddles to play.



V v

Volatile Volcanos

Volcanos can be **v**olatile,
Erupting with a **v**room.
So be **v**ery **v**igilant
If you **v**enture in your **v**an.
If the **v**olcano goes **v**room,
You will **v**anish with a boom.
You'll wish you never
Visited a **v**olcano!



W w

Why

Why, why, why do **wombats wobble**?

Why don't **we** have **wings** to fly?

Why do **wild wolves wait, watch**
and **wander**?


Why, why, why, I wonder why.

Why, why, why do **worms** like
to **wiggle**?

Why does **water** fall from the sky?


Why do **weasels** turn **white** in **winter**?

Why, why, why, I wonder why.



X x

Exit Like Mr. Rex



Mister Ty-ran-no-saur-us Rex,
You were e**x**tra e**x**cellent.

Now you're e**x**tingt,

and we miss you, Mr. Rex.


Long ago, you made your e**x**it

Now who will be ne**x**t?

Mr Fo**x** and Mr O**x** don't


e**x**it like Mr Rex!

Don't e**x**it like Mister Rex!



Y y

Yes, Yes, Yes



I like sailing in my **y**ellow **y**acht,
Yes, **y**es, **y**es I do.

I like eating **y**ummy **y**ogurt,
Yes, **y**es, **y**es I do.

I like playing with my **y**o-**y**o,
Yes, **y**es, **y**es I do.

While all of my friends are
Going **y**ackety-**y**ak,
Yes, **y**es, **y**es they do!



Z z

Zooming Zebra

One day at the **zoo**,
A bee **buzzed** and **buzzed**.
It **buzzed** around a **zebra**,
And it **zapped** the **zebra's** nose.
Zoom went the **zebra**,
All around the **zoo**.
"I don't like **buzzing** bees!"
said the **zebra** at the **zoo**.





Alphapazzazz (*long*)

I'm very clever – listen to me,
I know the letters from A to Z.
A reader and a writer I will be,
Using letters in the alphabet
from A to Z.

I know the letters of the
alphabet,

a b c d e - f - g - h - i

j k l m n - o - p - q

r s t u v - w - x - y - z.

Angry alligator,

Blue bus blues,

I'm clever,

Don't dig dog –

don't you dare.

Extraordinary egg,

Four fat fish,

★ Gobbling goats,

★ ★ Give someone a helping hand.

Interesting insect,

Jiggle, jump, jog,

Be a kind kid,

Lots of love,

For my mom.

No never nightmares,

Orange octopus,

Play the piano, party,

but be quite, quiet.

Rowing down the river,

Slippery snake,

Terrifying tigers,

Up umbrella up,

Volatile volcanoes,

Wobbling wombats,

Exit ox.

Yes, Yes –

That's it!

(Repeat first two verses)

RE Purchase Orders:

In States where CleverShow Corporation (DBA Jazzles) is not on the vendor or bid list, you may be asked to verify that CleverShow Corporation is the sole source of supply for Jazzles resources. This sometimes part of the PO submission process required by State, County and/or School Boards. Sole or Single Source Suppliers are usually exempt from the need for pre-registration providing the item can be easily established as unique and the vendor possesses exclusivity for its supply and that the products/services are competitively priced.

The following provides the necessary confirmations. If you have queries, email me at lesleybeth@jazzles.com

**CleverShow Corporation,
202 North Curry Street, Suite 100,
Carson City, NV 89703-4121**



Dated: January 1 2006

To: Purchasing Managers
State and County School Administration Offices.
Subject: **CleverShow Corporation Single/Sole Source Provider for
supply of Jazzles Alphabet Clever Songs and its Resources.**

I confirm CleverShow Corporation is the **single and/or sole source provider** for Jazzles Alphabet Clever Songs CDs, CDROMs and integrated Jazzles Blackline printed books ('Alphabet Collage', 'Alphabet Activities' and 'Create A Dictionary').

Jazzles is **unique** in that **all** of the Jazzles 'Alphabet Clever Songs' are **original, copyrighted compositions** by me as too are **all the supporting blackline student resources** including 'Alphabet Clever Songs' Lyrics Book, 'Alphabet Coloring' Book, 'Alphabet Collage' Book, 'Alphabet Activities' Book and 'Create A Dictionary' Book.

As **THE PURCHASER OF JAZZLES RESOURCES**, you can **LEGALLY photocopy, ROYALTY FREE**, without FURTHER PERMISSIONS, all of the following: Jazzles e-Books and printed books listed above, provided they are for your personal or face to face tutorial use and/or for giving copies to students as part of your tuition process. You can **LEGALLY PLAY** Jazzles songs **ROYALTY FREE** at school events, parent nights, in class, etc.

The products are competitively priced. We sell direct to schools and parents as part of our strategy to keep prices for these resources competitive and affordable.

All shipments are by USPS Priority Mail and all purchases covered by our three month 100% money back guarantee.

Sincerely

Lesley Beth
Officer and Corporate Secretary
CleverShow Corporation

Note: You can fax an order, using your standard purchase order form, to our shippers (Parcel Plus) on (540) 786-2831. Please make the PO out to CleverShow Corporation, 202 North Curry Street, Suite 100, Carson City, NV 89703-4121.

**CleverShow Corporation
202 North Curry Street, Suite 100, Carson City, NV 89703-4121
(530) 687 6305**



www.jazzles.com - Faxable Order form

Here's how:

1. Simply fill out this form - or complete a school/library purchase order.
2. Fax either to USA (540) 786 2831 **OR**
3. Mail to Jazzles, c/o Parcel Plus,

1285 Carl D Silver Parkway, Fredericksburg VA 22402 USA

Note: Purchase Orders should be made out to:- CleverShow Corporation, 202 North Curry Street, Suite 100, Carson City, NV 89703-4121, USA. Phone or Fax is USA (530) 687 6305.

BILL TO: First Name _____ Last Name _____ Organization _____ Address _____ City/Town _____ State/Prov. _____ Country _____ Phone _____ Fax _____ Email _____	SHIP TO: <i>(if different from shipping address)</i> First Name _____ Last Name _____ Organization _____ Address _____ City/Town _____ State/Prov. _____ Country _____ Phone _____ Fax _____ Email _____
---	---

ISBN-UPC	Description	Price	Quantity	TOTAL
1-876994-40-1	JAZZLES SUPER RESOURCE PACK	\$49.95		\$
1-876994-38X	JAZZLES TEACHER PACK	\$39.95		\$
6-34479843129	CLEVER SONGS A-Z 2 CD-CDROM Pack	\$29.95		\$
1-876994-05-3	CLEVER-SONGS A-Z 1 CD-CDROM Pack	\$15.95		\$
6-34479015113	OCEANS OF WONDER 2 DISC Pack	\$15.95		\$
6-34479015137	SWISHY FRIENDS 2 DISC Pack	\$15.95		\$
6-34479047374	OCEANS OF WONDER DVD	\$19.95		\$
SPECIAL	MARINE PACK Both CD 2 Disc Packs and DVD	\$39.95		\$
SUB TOTAL				
ADD Domestic US Shipping			\$3.99	
SHIPPING International Air Mail			\$9.99	
**FREE SHIPPING WITH ANY TWO ITEMS OR PURCHASE OVER \$35.00				GRAND TOTAL \$:

PAYMENT: Purchases must be accompanied by a check, purchase order, or credit card number payable in U.S. dollars to Parcel Plus. If paying by credit card, please supply the following information (we accept American Express, Diners Club, MasterCard and Visa):



Card Number

Expiration Date

Name on card: _____

Signature of person on card: _____

You can **fax** this order form to **USA (540) 786 2831**

It will be processed within one business day **OR**

Mail to: Jazzles, Parcel Plus, 1285 Carl D Silver Parkway, Fredericksburg VA 22401 USA

DICK'S OFFICE
CONTROL NO. _____

OFFICE USE ONLY: JAZZLES ORDER SHEET

CONTROL NO. _____

Product Information

Jazzles Super Resource Pack - ISBN 1-876994-40-1.

US\$49.95

This Pack includes 1 each of the following:-

1. Jazzles Dual CD-CDROM (with its 5 e-Books). Fully described below.
2. Jazzles 'Alphabet Activities' Book - Quality **printed** soft cover books for photocopying - 48 pages, 8.5 x 11 inches.
3. Jazzles 'Alphabet Collage' Book - Quality **printed** soft cover books for photocopying - 32 pages, 8.5 x 11 inches.
4. Jazzles 'Create A Dictionary' Book - Quality **printed** soft cover books for photocopying - 36 pages, 8.5 x 11 inches.

All printed material is reproducible, black-line masters. Purchasers can legally photocopy the ebooks and the soft cover books - enlarging up to 17 x 11 inches for class work. All audio can be played royalty-free and without permission for class and school activities.

Jazzles Teachers Resource Pack - ISBN 1-876994-38X

US\$39.95

This Pack is different from above in respect of Item 1. It includes 1 each of the following:-

1. Jazzles Alphabet Clever Songs CD-CDROM (with its 2 e-Books). Fully described below.
2. Jazzles 'Alphabet Activities' Book - Quality **printed** soft cover books for photocopying - 48 pages, 8.5 x 11 inches.
3. Jazzles 'Alphabet Collage' Book - Quality **printed** soft cover books for photocopying - 32 pages, 8.5 x 11 inches.
4. Jazzles 'Create A Dictionary' Book - Quality **printed** soft cover books for photocopying - 36 pages, 8.5 x 11 inches.

All printed material is reproducible, black-line masters. Purchasers can legally photocopy the ebooks and the soft cover books - enlarging up to 17 x 11 inches for class work. All audio can be played royalty-free and without permission for class and school activities.

Jazzles 2 CD-CDROM Resource Pack -UPC 6-34479843129

US\$29.95

Includes ALL Jazzles Resources On Two Discs. Use on Home and School Printers!

In this pack the three soft cover books above are replaced as e-Books in Adobe PDF format that you can print directly from disc to 8.5 x 11 or 17 x 11 inches. Comes with free Adobe software

Jazzles Alphabet Clever Songs CD-CDROM - ISBN 1-876994-05-3

US\$15.95

With this UNIQUE CD-CDROM, you receive:-

1. The full color CD in a shrink-wrapped jewel case presentation pack with 12 page full color explanatory brochure.
2. Plays in any audio system - 48 minutes, 28 track musical CD of phonics Alphabet Songs.
3. On the same CD, CDROM files of 2 printable activity ebooks in Adobe Acrobat PDF format.
4. The 28 musical tracks include 26 A-Z alphabet songs plus 2 songs for learning the order of the alphabet.
5. The two Adobe PDF format eBooks enable you to print the song lyrics and picture-talk coloring pages - one for each alphabet song on the CD.
6. The printable song lyrics come in US and UK English.
7. Free Adobe PDF software for the eBooks is included on the CD-CDROM.

All printable material from the CD-CDROM is reproducible, for use as black-line masters. All audio can be played royalty-free and without permission for class and school activities.

Jazzles Oceans of Wonder - 2 DISC Pack - UPC 6-3447901511

Jazzles Swishy Friends - 2 DISC Pack - UPC 6-3447901513

You can buy these 2-Disc Packs individually or as part of a money saving 'Buy Both' offer detailed on order page . Each Pack contains - One Audio CD of 11 songs lasting over 30 minutes. Plus one CDROM featuring on each an Adobe Acrobat format E-Book of printable song lyrics and relevant species' illustrations.

No permission or royalties required for use of audio songs in face to face teaching or school performances.

E-Book s can be legally photocopied by the purchaser for home or class room usage.

* Jazzles; Oceans of Wonder; Swishy Friends; and Alphabet Clever Songs are trademarks of CleverShow Corporation in the United States and or other countries. Copyright©CleverShow Corporation 2000-2006 for which all rights reserved.

Corporate address: 202 North Curry Street, Suite 100, Carson City, NV 89703-4121, United States.
Phone or Fax is USA (530) 687 6305.